



Sir Peter Blake Torbay Regatta

Saturday 6th December to Sunday 7th December 2025

The Organising Authority is Torbay Sailing Club, 948 Beach Road, Waiake, Auckland

SUPPLEMENTARY SAILING INSTRUCTIONS (SSI)

This sheet and Addendum A are supplements to Appendix S of the Racing Rules of Sailing (*page 146 RRS 2025-2028*).

RULES (Appendix S 1)

SSI 1.1 For all fleets, Appendix T, Arbitration will apply.

SSI 1.2 For the Optimist Green Fleet, the NZIODA Optimist Green Fleet Rules for Racing will apply.

<https://optimist.org.nz/green-fleet/>

NOTICES TO COMPETITORS (Appendix S 2)

SSI 2.1 The race office is located at the PRO tent south of the main marquee.

SSI 2.2 Notices to competitors will be posted on the regatta website at

go.blakeregatta.org.nz/Noticeboard and via the regatta WhatsApp channel.

SIGNALS MADE ASHORE (Appendix S 4)

SSI 4.1 Signals ashore will be displayed on the flagstaff located next to the PRO tent.

SSI 4.2 When flag AP is displayed ashore, '1 minute' is replaced with 'not less than 60 minutes (30 minutes for course area A)' in Race Signals AP.

SSI 4.3 [DP] Flag D with one sound means 'Boats shall not leave the shore until this signal is made.

The warning signal will not be made before the scheduled time or less than 60 minutes (30 minutes for course area A) after flag D is displayed.'

SCHEDULE OF RACES (Appendix S 5)

SSI 5.1 A total of seven (7) races are scheduled except for iQFOiL and Waszp where fifteen (15) races are scheduled.

Fleet/Class	Course Area	Number of Races each day	Time of first warning signal	
			Saturday 6 th December	Sunday 7 th December
Starling Development	A	Up to 4	10:55	09:55
Optimist White	A	Up to 4	11:00	10:00
Optimist Green	A	Up to 4	11:05	10:05
P Class	B	Up to 4	10:55	09:55
Optimist Open	B	Up to 4	11:00	10:00
O'Pen Skiff	B	Up to 4	11:05	10:05
RS Feva	B	Up to 4	11:10	10:10

	Course Area	Number of Races each day	Time of first warning signal	
			Saturday 6 th December	Sunday 7 th December
420	C	Up to 4	10:55	09:55
ILCA 4 and ILCA 6	C	Up to 4	11:00	10:00
Starling	C	Up to 4	11:05	10:05
29er	C	Up to 4	11:10	10:10
Waszp	D	Up to 8	10:57	09:57
iQFOiL	D	Up to 8	11:00	10:00

SSI 5.2 On Sunday 7th December no warning signal will be made after 1400.

CLASS FLAGS (Appendix S 6)

SSI 6.1 Class flags will be the class insignia on a white background. Except: For the Optimist Green the background colour will be green. For the ILCA 6 the background colour will be Green. For the ILCA 4 the background colour will be Yellow.

THE COURSES (Appendix S 7)

SSI 7 The courses to be sailed, the order in which the marks are to be passed, and the side on which each mark is to be left are shown in Addendum A.

MARKS (Appendix S 8)

SSI 8 The description of the marks is below each course diagram in Addendum A.

THE START (Appendix S 9)

SSI 9.1 The starting signals for all fleets will be in accordance with RRS 26, except that the iQFOiL and Waszp classes will use a 3-minute starting sequence. This changes RRS 26 for these classes only.

SSI 9.2 [DP] When a starting sequence is in progress, boats whose warning signal has not been made shall avoid the starting area. The starting area is defined as the area 50 metres from the starting line and marks in all directions.

SSI 9.3 A boat starting later than four minutes after her starting signal will be scored Did Not Start without a hearing. This changes RRS A5.1 and 5.2.

CHANGE OF THE NEXT LEG OF THE COURSE (Appendix S 10)

SSI 10 Courses will not be changed using RRS 33.

TIME LIMITS (Appendix S 12)

SSI 12.1

Fleet/Class	Target time for first finisher	Finish Window	Race time limit
Starling Development	30	15	60
Optimist Green	30	15	60
Optimist White	30	15	60

Optimist Open	30	20	60
P Class	30	20	60
RS Feva	30	20	60
O'Pen Skiff	30	20	60
Starling	30	15	60
420	30	15	60
ILCA 6	30	15	60
ILCA 4	30	15	60
29er	30	15	60
Waszp	15	10	30
iQFOiL	15	10	30

SSI 12.2 Appendix S 12.3 is deleted and replaced by: The Finishing Window is the time for boats to finish after the first boat sails the course. Boats starting but failing to sail the course within the Finishing Window, and not subsequently retiring, penalized or given redress, will be scored Time Limit Expired (TLE) without a hearing. A boat scored TLE shall be scored points for the finishing place one more than the finishing place of the last boat that sailed the course within the Finishing Window and was not penalised under RRS 30.3 or 30.4. This changes RRS 35, A5.1, A5.2 and A10.

PENALTY SYSTEM

SSI 13.1 For 29er, P Class, and O'Pen Skiff classes RRS 44.1 is changed so the Two-Turns Penalty is replaced by a One-Turn Penalty.

CHECK OUT AND CHECK IN

SSI 14.1 [DP] All boats shall check out and check in by visiting the main marquee where the process will happen digitally by competitors providing a sail number.

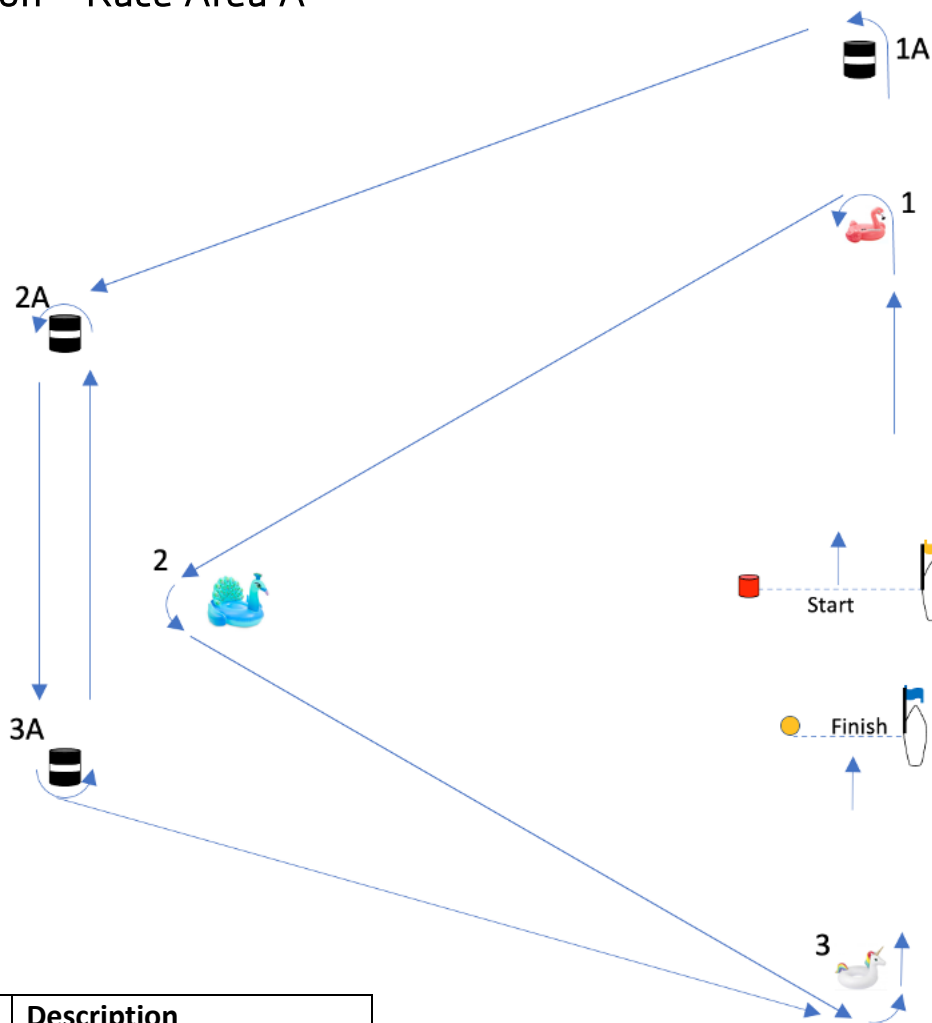
SUPPORT VESSELS

SSI 15.1 All official and support vessels shall always have an engine safety cut out switch (kill cord) attached to the driver while the engine is running, unless prior written exemption has been provided by the Organising Authority.

SSI 15.2 Except when participating in rescues, coaches, parents, and other support personnel shall stay outside areas where boats are racing from the time of the preparatory signal for the first fleet to start until all boats have finished or retired, or the Race Committee signals a postponement or an abandonment (but not a general recall) of all fleets.

Addendum A

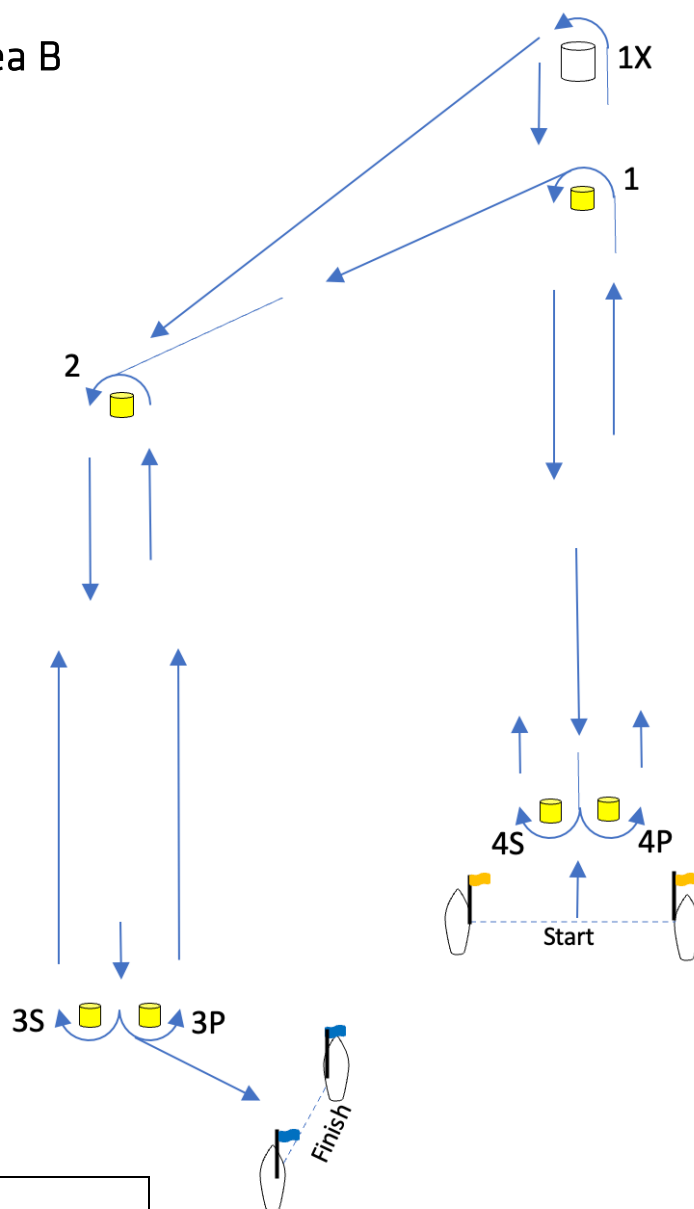
Course Illustration – Race Area A



Marks	Description
1	Pink Flamingo
2	Blue Peacock
3	White Unicorn
1A, 2A, 3A	Black with white band cylinder buoy
Starting mark starboard end	Committee vessel
Finishing mark starboard end	Committee vessel
Starting mark port end	Red cylinder buoy
Finishing mark port end	Orange teardrop buoy

Class	Mark Rounding Order
Optimist Green	Start - 1 (port) – 2 (port) - 3 (port) – Finish
Optimist White, Starling Development	Start – 1A (port) – 2A (port) – 3A (port) – 2A (port) – 3A (port) - 3 (port) – Finish

Course Illustration – Race Area B

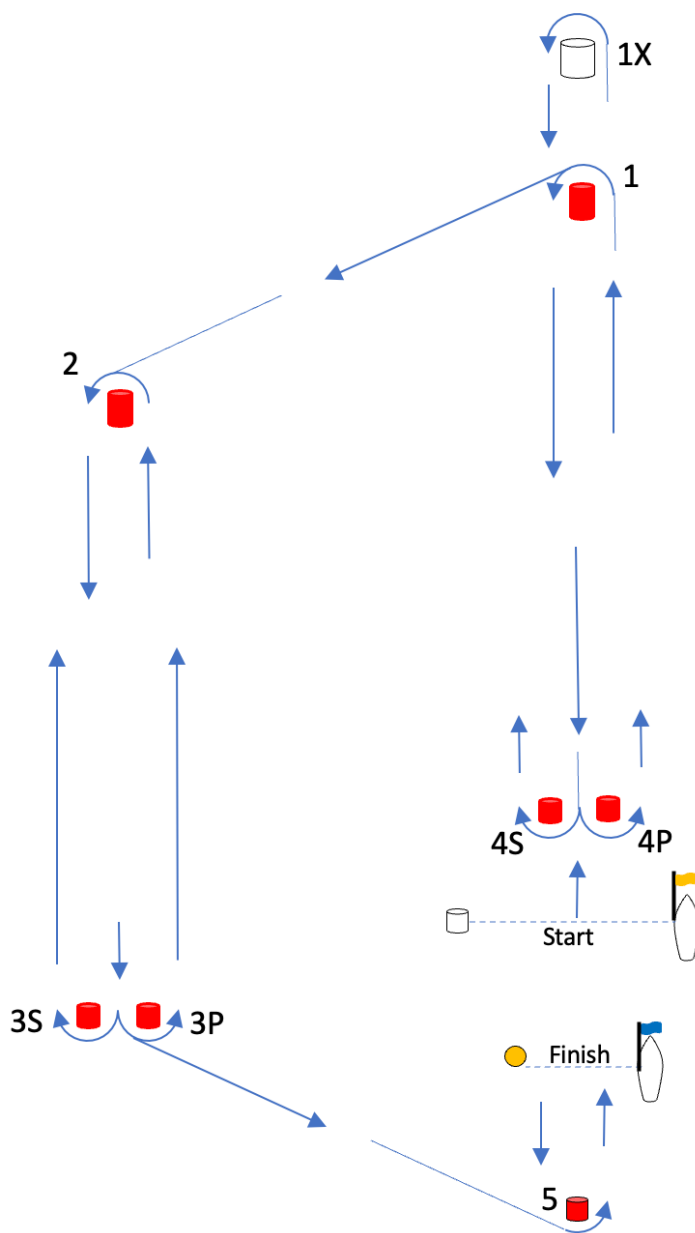


Marks	Description
1X	Large white cylinder buoy
1	Large yellow cylinder buoy
2, 3s, 3p, 4s, 4p	Yellow cylinder buoy
Starting mark starboard end	Race Committee vessel
Starting mark port end	Race Committee vessel
Finishing mark starboard end	Race Committee vessel
Finishing mark port end	Race Committee vessel

Class	Course	Mark Rounding Order
Optimist, P Class	O2	Start – 1 (port) – 2 (port) – 3S/3P (gate) – 2 (port) – 3P (port) – Finish
O'Pen Skiff	I2	Start – 1 (port) – 4S/4P (gate) – 1 (port) – 2 (port) – 3P (port) – Finish
RS Feva	IX2	Start – 1X (port) – 4S/4P (gate) – 1X (port) – 2 (port) – 3P (port) – Finish

Course Illustration – Race Area C

Note: While Mark 1X is shown on the diagram to windward of Mark 1, it may be set to leeward of Mark 1

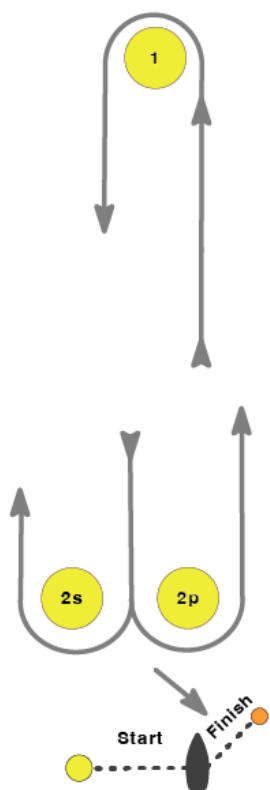


Marks	Description
1X	Large white cylinder buoy
1, 2	Large red cylinder buoy
3s, 3p, 4s, 4p, 5	Red cylinder buoy
Starting mark starboard end	Race Committee vessel
Starting mark port end	White cylinder buoy
Finishing mark starboard end	Race Committee vessel
Finishing mark port end	Orange teardrop buoy

Course	Mark Rounding Order
Windward Leeward Courses using Mark 1X as the windward mark	
WX1	Start – 1X – 5 – Finish
WX2	Start – 1X – 4s/4p – 1X – 5 – Finish
Windward Leeward Courses using Mark 1 as the windward mark	
W1	Start – 1 – 5 – Finish
W2	Start – 1 – 4s/4p – 1 – 5 – Finish
Trapezoid courses using Windward marks 1 and 2	
I2	Start – 1 – 4s/4p – 1 – 2 – 3p – 5 - Finish
O2	Start - 1 – 2 – 3s/3p – 2 – 3p – 5 – Finish

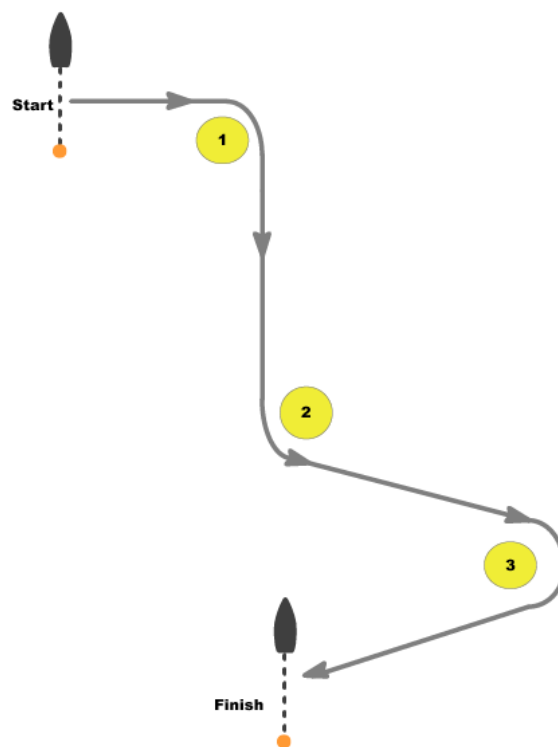
Course Illustration – Race Area D

LR



Marks	Description
1, 2s, 2p	Yellow buoy
Starting/Finishing mark starboard end	Race Committee vessel
Starting mark port end	Yellow buoy
Finishing mark port end	Orange teardrop buoy

PD



Marks	Description
1, 2, 3	Yellow buoy
Starting mark port end	Race Committee vessel
Starting mark starboard end	Orange teardrop buoy
Finishing mark starboard end	Race Committee vessel
Finishing mark port end	Orange teardrop buoy

Course	Mark Rounding Order
Windward Leeward Course with reaching finish	
LR2	Start – 1 – 2s/2p – 1 – 2p – Finish
Downwind slalom course	
PD3	Start – 1 – 2 – 3 – Finish

