



Sir Peter Blake Torbay Regatta

Saturday 3rd December to Sunday 4th December 2022

The Organising Authority is Torbay Sailing Club, 948 Beach Road, Waiake, Auckland

SUPPLEMENTARY SAILING INSTRUCTIONS (SSI)

This sheet and Addendum A are supplements to Appendix S of the Racing Rules of Sailing (page 146 RRS 2021-2024).

RULES

SSI 1 (i) For all fleets, Appendix T, Arbitration will apply.

(ii) The Optimist Green Fleet will be governed by the New Zealand International Optimist Dinghy Association Green Fleet Rules for Racing Version 2010-01 – May 2010
<https://www.dropbox.com/s/4k5wxpekxgiz2ah/NZIODA%20Introductory%20Racing%20Rules%20-%20Sailors%20V2010-01.pdf>

NOTICES TO COMPETITORS (Appendix S 2)

SSI 2.1 The race office is located at the PRO tent south of the main marquee.

SSI 2.2 Notices to competitors will be posted simultaneously on the regatta website at <https://go.blakeregatta.org.nz/Noticeboard> and on the regatta app.

SIGNALS MADE ASHORE (Appendix S 4)

SSI 4.1 Signals ashore will be displayed on the flagstaff located next to the PRO tent.

SSI 4.2 When flag AP is displayed ashore, '1 minute' is replaced with 'not less than 60 minutes (30minutes for course area A)' in Race Signals AP.

SSI 4.3 [DP] Flag D with one sound means 'Boats shall not leave the shore until this signal is made. The warning signal will not be made before the scheduled time or less than 60 minutes (30 minutes for course area A) after flag D is displayed.'

SCHEDULE OF RACES (Appendix S 5)

SSI 5.1 A total of six races are scheduled except for 29er where eight races are scheduled, and for iQFOiL where 10 races are scheduled.

Fleet/Class	Race Area	Number of Races per day	Time of first warning signal	
			Saturday 3 December	Sunday 4 December
Starling Development	A	Up to 4	10:55	09:55
Optimist Green	A	Up to 4	11:00	10:00
O'Pen Skiff	A	Up to 4	11:05	10:05

	Race Area	Number of Races per day	Time of first warning signal	
			Saturday 3 December	Sunday 4 December
P Class	B	Up to 4	10:55	09:55
Optimist Open	B	Up to 4	11:00	10:00
Starling	B	Up to 4	11:05	10:05
RS Feva	B	Up to 4	11:10	10:10

	Race Area	Number of Race per day	Time of first warning signal	
			Saturday 3 December	Sunday 4 December
420	C	Up to 4	10:55	09:55
ILCA 6 and ILCA 4	C	Up to 4	11:00	10:00
29er	C	Up to 5	11:05	10:05
iQFOiL	C	Up to 6	11:10	10:10

SSI 5.1 On Sunday 4 December no warning signal will be made after 1400.

CLASS FLAGS (Appendix S 6)

SSI 6.1 Class flags will be the class insignia on a plain background. For the Optimist Green the background colour will be green. For the ILCA 6 the background colour will be white and for the ILCA 4 the background colour will be Blue. For the iQFOiL the class flag is a white F on a blue background.

COURSES (Appendix S 7)

SSI 7 The courses to be sailed, the order in which the marks are to be passed, and the side on which each mark is to be left are shown in Addendum A.

MARKS (Appendix S 8)

SSI 8 The description of the marks is below each course diagram in Addendum A.

THE START (Appendix S 9)

SSI 9.1 When a starting sequence is in progress, boats whose warning signal has not been made shall avoid the starting area. The starting area is defined as the area 50 metres from the starting line and marks in all directions.

SSI 9.2 A boat starting later than four minutes after her starting signal will be scored Did Not Start without a hearing. This changes RRS A5.1 and 5.2.

CHANGE OF THE NEXT LEG OF THE COURSE (Appendix S 10)

SSI 10 Courses will not be changed using RRS 33.

TIME LIMITS (Appendix S 12)

SSI 12

Fleet/Class	Target time for first finisher	Finish Window	Race time limit
Starling Development	30	15	60
Optimist Green	30	15	60
O'Pen Skiff	30	15	60
Optimist Open	30	20	60
P Class	30	20	60
Starling	30	20	60
RS Feva	30	20	60
420	30	15	60
ILCA 6	30	15	60
ILCA 4	30	15	60
29er	30	15	60
iQFOiL	15	10	30

PENALTY SYSTEM

SSI 13.1 For 29er, P Class, and O'Pen Skiff classes RRS 44.1 is changed so the Two-Turns Penalty is replaced by a One-Turn Penalty.

CHECK OUT AND CHECK IN

SSI 14.1 All boats shall check out and check in by visiting the main marquee where the process will happen digitally by competitors providing a sail number.

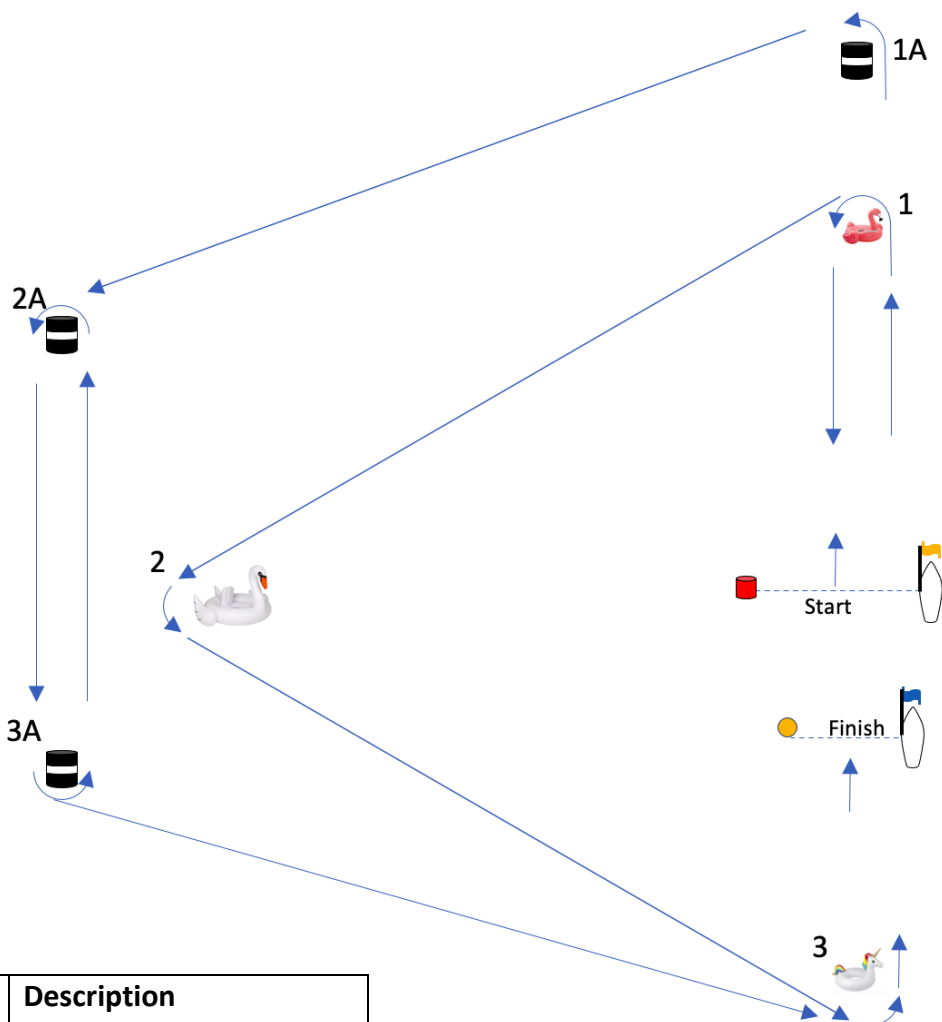
SUPPORT VESSELS

SSI 15.1 All official and support vessels shall always have an engine safety cut out switch (kill cord) attached to the driver while the engine is running, unless prior written exemption has been provided by the Organising Authority.

SSI 15.2 Except when participating in rescues, coaches, parents, and other support personnel shall stay outside areas where boats are racing from the time of the preparatory signal for the first fleet to start until all boats have finished or retired, or the Race Committee signals a postponement or an abandonment (but not a general recall) of all fleets.

Addendum A

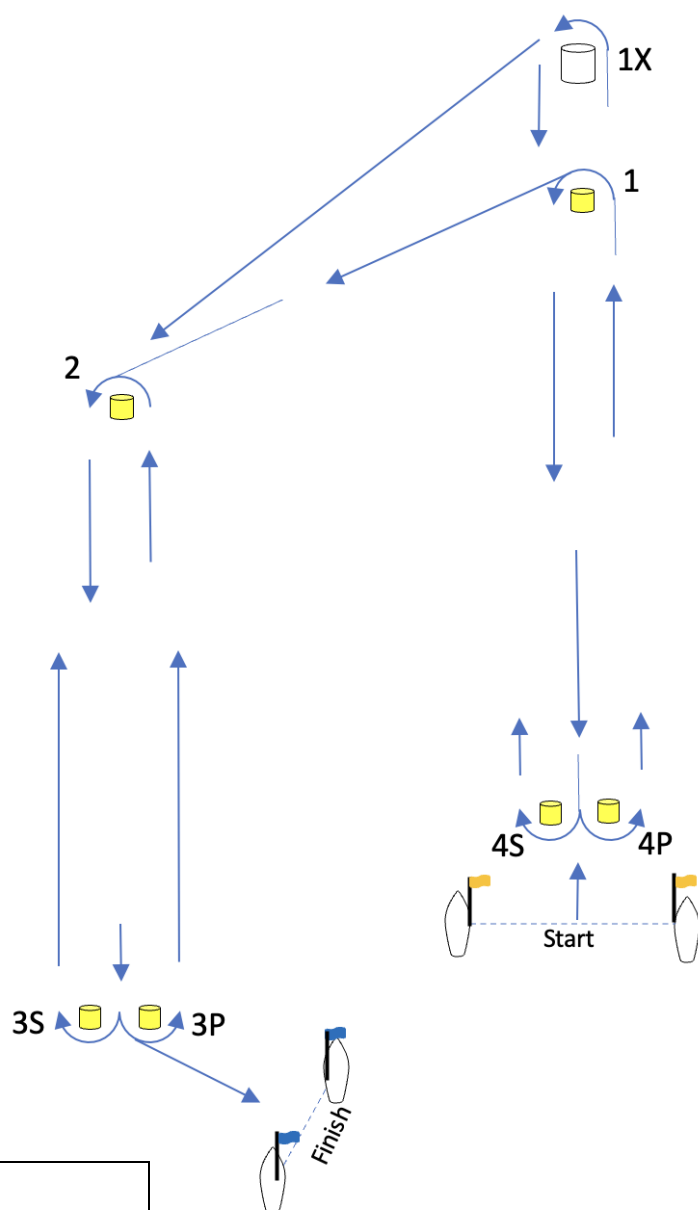
Course Illustration – Race Area A



Marks	Description
1	Pink Flamingo
2	White Swan
3	White Unicorn
1A,2A,3A	Black with white band cylinder buoy
Starting mark starboard end	Committee boat
Finishing mark starboard end	Committee boat
Starting mark port end	Red cylinder
Finishing mark port end	Orange teardrop buoy

Class	Mark Rounding Order
Optimist Green	Start - 1 (port) – 2 (port) - 3 (port) – Finish
Open Skiff & Starling Development	Start – 1A (port) – 2A (port) – 3A (port) – 2A (port) – 3A (port) - 3 (port) – Finish

Course Illustration – Race Area B

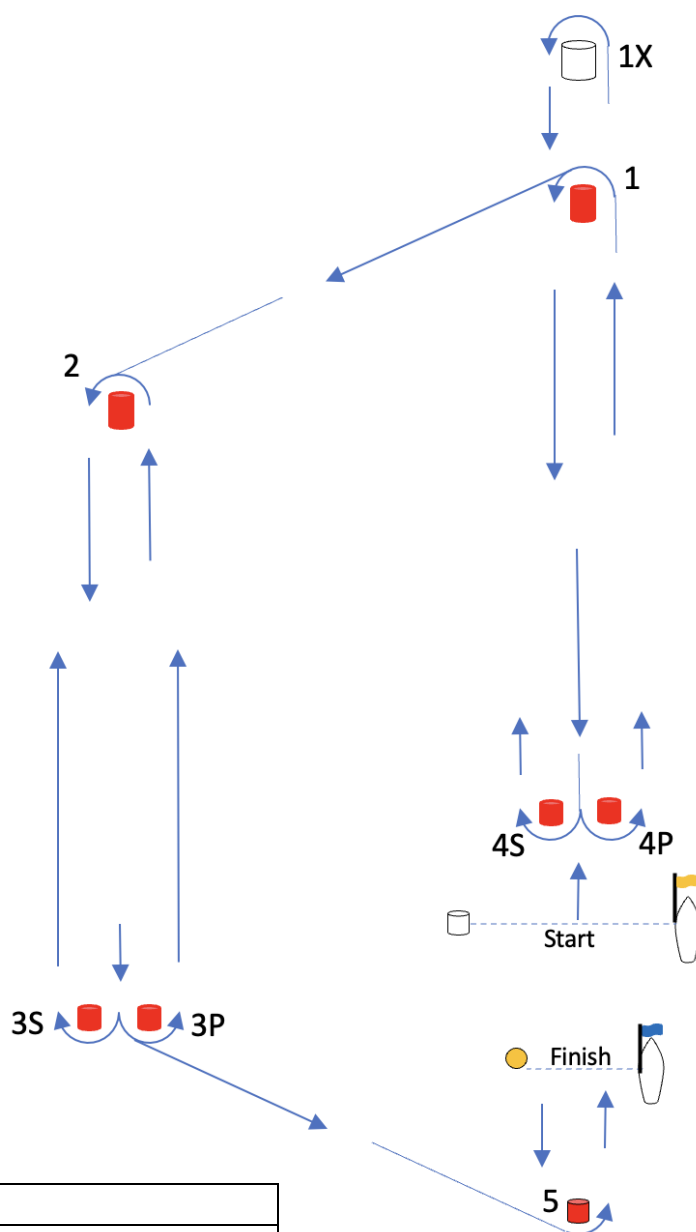


Marks	Description
1X	Large white cylinder buoy
1,2,3s,3p,4s,4p	Yellow cylinder buoy
Starting mark starboard end	Race Committee boat
Starting mark port end	Race Committee boat
Finishing mark starboard end	Race Committee boat
Finishing mark port end	Race Committee boat

Class	Course	Mark Rounding Order
Optimist, P Class	O2	Start – 1 (port) – 2 (port) – 3S/3P (gate) – 2 (port) – 3P (port) – Finish
Starling, RS Feva	IX2	Start – 1X (port) – 4S/4P (gate) – 1X (port) – 2 (port) – 3P (port) – Finish

Course Illustration – Race Area C

Note: While Mark 1X is shown on the diagram to windward of Mark 1, it may be set to leeward of Mark 1



Marks	Description
1X	Large white cylinder buoy
1,2,3s,3p,4s,4p	Red cylinder buoy
5	Large red cylinder buoy
Starting mark starboard end	Race Committee boat
Starting mark port end	White cylinder buoy
Finishing mark starboard end	Race Committee boat
Finishing mark port end	Orange teardrop

Course	Mark Rounding Order
Windward Leeward Courses using Mark 1X as the windward mark	
WX1	Start – 1X – 5 – Finish
WX2	Start – 1X – 4s/4p – 1X – 5 – Finish
WX3	Start – 1X – 4s/4p – 1X – 4s/4p – 1X – 5 – Finish
Windward Leeward Courses using Mark 1 as the windward mark	
W1	Start – 1 – 5 – Finish
W2	Start – 1 – 4s/4p – 1 – 5 – Finish
W3	Start – 1 – 4s/4p – 1 – 4s/4p – 1 – 5 – Finish
Trapezoid courses using Windward marks 1 and 2	
I2	Start – 1 – 4s/4p – 1 – 2 – 3p – 5 – Finish
I3	Start – 1 – 4s/4p – 1 – 4s/4p – 1 – 2 – 3p – 5 – Finish
O2	Start – 1 – 2 – 3s/3p – 2 – 3p – 5 – Finish
O3	Start – 1 – 2 – 3s/3p – 2 – 3s/3p – 2 – 3p – 5 – Finish

Race Areas

